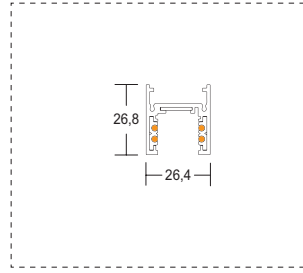



## L7 T4

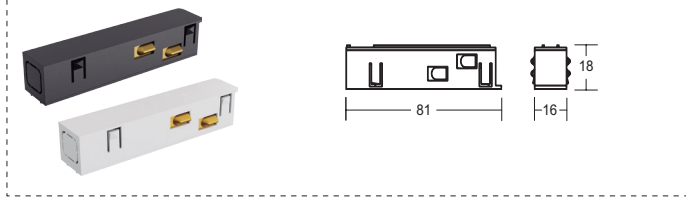
SUPERFICIE / SUSPENSION  
SURFACE / PENDANT



Ref.	L	Color / Colour
L7 T4 1000-2	1m	Negro / Black
L7 T4 1000-3	1m	Blanco / White
L7 T4 2000-2	2m	Negro / Black
L7 T4 2000-3	2m	Blanco / White
L7 T4 2000-2	3m	Negro / Black
L7 T4 2000-3	3m	Blanco / White

ALIMENTACION FINAL  
END FEED

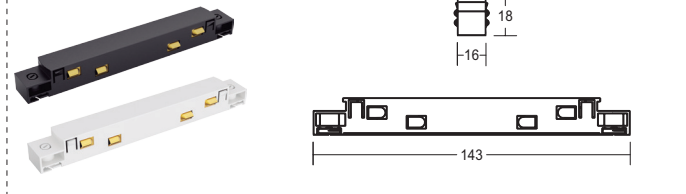
L7 PTX



Ref.	Color / Colour	Ref.	Color / Colour
L7 PTX-2	Negro / Black	L7 PTX-3	Blanco / White

UNION ELECTROMECANICA  
ELECTROMECHANICAL JOINT

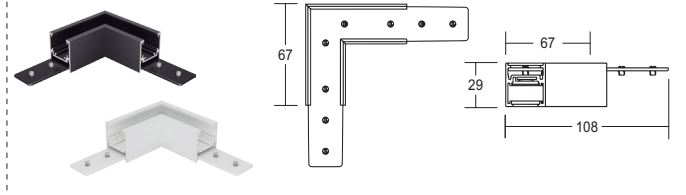
L7 ITX



Ref.	Color / Colour	Ref.	Color / Colour
L7 ITX-2	Negro / Black	L7 ITX-3	Blanco / White

ESQUINA 90° HORIZONTAL  
HORIZONTAL 90° CORNER

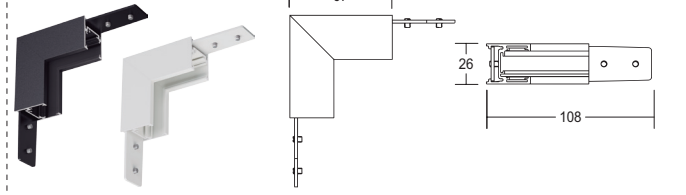
L7 HT4



Ref.	Color / Colour	Ref.	Color / Colour
L7 HT4-2	Negro / Black	L7 HT4-3	Blanco / White

ESQUINA 90° VERTICAL  
VERTICAL 90° CORNER

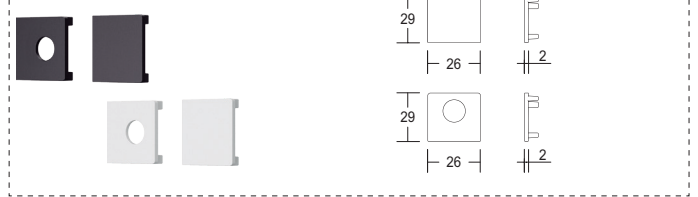
L7 VT4



Ref.	Color / Colour	Ref.	Color / Colour
L7 VT4-2	Negro / Black	L7 VT4-3	Blanco / White

TAPAS FINALES  
END CAPS

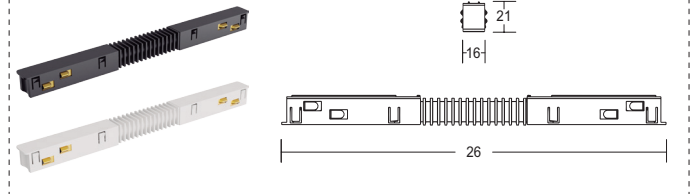
L7 ET4



Ref.	Color / Colour	Ref.	Color / Colour
L7 ET4-2	Negro / Black	L7 ET4-3	Blanco / White

UNION FLEXIBLE  
FLEXIBLE JOINT

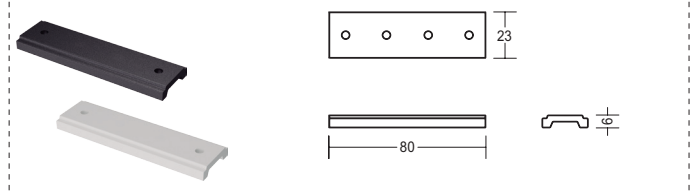
L7 LTX



Ref.	Color / Colour	Ref.	Color / Colour
L7 LTX-2	Negro / Black	L7 LTX-3	Blanco / White

UNION MECANICA  
MECHANICAL JOINT

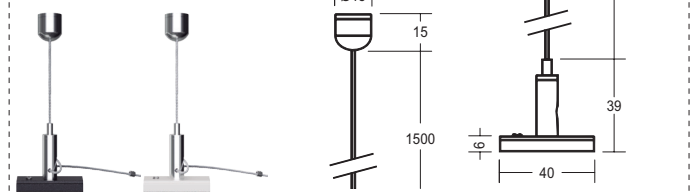
L7 CT2



Ref.	Color / Colour	Ref.	Color / Colour
L7 CT2-2	Negro / Black	L7 CT2-3	Blanco / White

KIT DE SUSPENSION  
SUSPENSION KIT

L7 EPT2



Ref.	Color / Colour	Ref.	Color / Colour
L7 EPT2-2	Negro / Black	L7 EPT2-3	Blanco / White